



Main applications

Control of:

- Solid state actuators (relays and power solid state relays)
- Electronic drives and devices
- Pneumatic and hydraulic actuators
- Electromechanical contactors
- Lighted signal devices

Main features

- 8 3A max. outputs
- Max. load for module 15A
- Short-circuit and overload protection on all outputs
- Diagnostics LED for power supplies, outputs and alarm
- Power supply to 24 VDC \pm 25% outputs
- Removable connector supplied
- In Conformity with UL508

PROFILE

The R-U8 module has 8 optically isolated digital outputs, type PNP, 24 VDC-3A, and can be used to send signals and OKs to electronic devices, directly power loads in VDC within the limits of rated currents, or control loads of any kind via solid state relay, contactors, etc.

The outputs have the GND terminal in common and are divided into 4 groups of 2 outputs with 4 separate power supplies and maximum capacity of 5A per group, 15A total for the module.

Division into groups creates circuits that are independently sectionable by external devices.

Each output is protected against short-circuit, overload, and overheating, and has current recycle circuitry for inductive loads and state signal LEDs.

The R-U8 is installed on the backplanes of the series R-BUS(x) from which it receives its power supply.

TECHNICAL DATA

- 8 optically isolated 24VDC \pm 25% digital outputs
- Organization: 4 groups of 2 outputs
- Maximum voltage of output power supply 32V
- Maximum current for output 3A
- Maximum current for group of 2 outputs 5A
- Maximum current for 8 outputs 15A
- Current protection for output > 3.2A.
- Isolation > 3KV
- Overvoltage on output for 1 ms max. 1KV
- Power supply via backplane R-BUS (x) 3.3V

Diagnostics

- Yellow LED presence 24V power supply
- Green LED for each output
- Red LED module in alarm

MECHANICAL DATA

Dimensions: 92x90x25.4mm
 Weight: 120 g. max
 Attachment: snaps onto R-BUS(x)
 Protection level: IP20
 Connector: 20 pin with spring-mounted lock

AMBIENT CONDITIONS

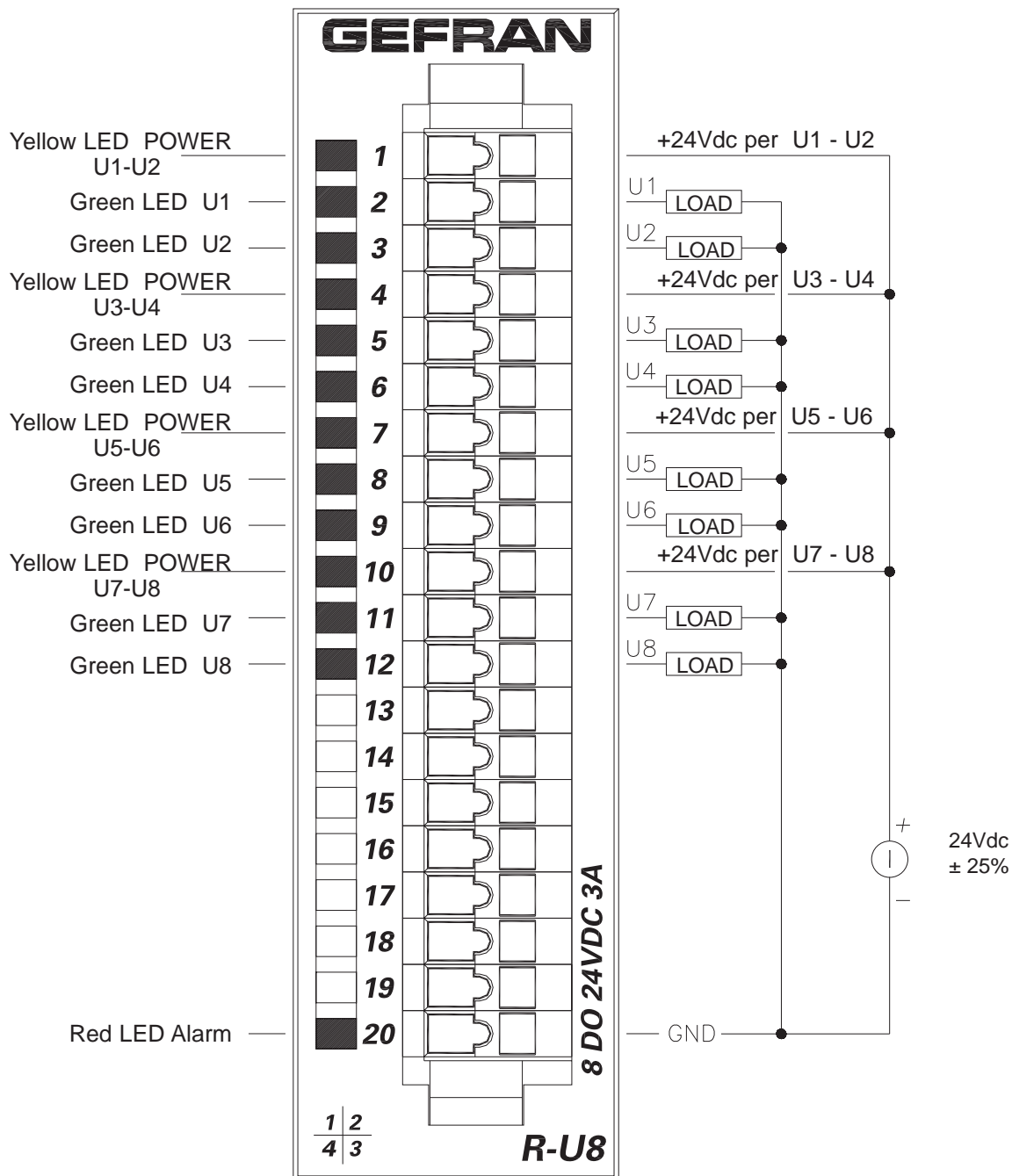
Working temperature: 0...50°C
Storage temperature: -20...70°C
Humidity: max. 90% Rh not condensing

INSTALLATION AND CONNECTIONS

Front panel connections require:

- Power supplies 24 VDC $\pm 15\%$ 6A max.
- Outputs 24 VDC $\pm 15\%$ 3A max.



Use unipolar cable with 1.5 mm max. cross-section Do not apply lug.



ORDER CODE

module code **R-U8** F026084 Code

GEFRAN spa reserves the right to make aesthetic or functional changes at any time and without notice

	Conformity UL508 File no. E198546
	The instrument conforms to the European Directives 2004/108/CE and 2006/95/CE with reference to the generic standards: - EN 61000-6-2 (immunity in industrial environments) - EN 61000-6-3 (emission in residential environments) - EN 61010-1 (safety) - EN 61161-2 (product standard). The Declaration of conformity is available on GEFRAN web: www.gefran.com